

JK250-120M PPTC DEVICES

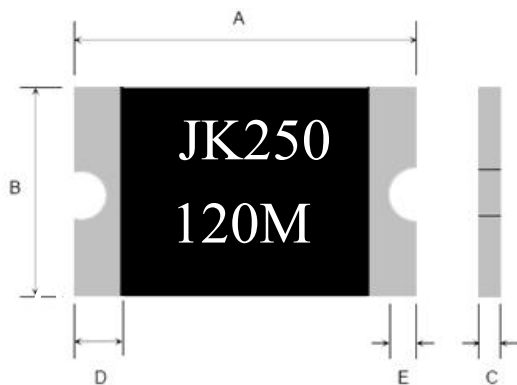
Edition: A2

Part Number: Q/JKTD-250-120M

Page No: 1 OF 3



金瑞电子材料
Jinrui Electronic material



Terminal pad materials :Tin-Plated Nickle-copper
Terminal pad solderability : Meets EIA specification
RS 186-9E and ANSI/J-STD-002 Category 3.

Table1 :DIMENTION(Unit : mm)

Model	A		B		C		D
	Min.	Max.	Min.	Max.	Min.	Max	Min.
JK250-120M	8.5	9.5	6.0	7.5	2.2	3.2	0.50

Table2 :PERFORMANCE RATINGS:

Model	V_{max}	I_{max} (A)	I_{hold} @2 (mA)	I_{trip} @25°C (mA)	Maximum Time To Trip		Resistance		
					Current (A)	Time (Sec)	R_{Imin} (Ω)	$R_{I_{typ}}$ (Ω)	$R_{I_{max}}$ (Ω)
JK250-120M	250	3	120	240	1.0	3.0	4	14	25

Table3:Test Conditons and Standards

Item	Test Conditon	Standard
Initial Resistance	25°C	4~14Ω
I_H	25°C, 120mA, 60min	No Trip
T_{trip}	25°C, 1.0A	≤3.0s
Trip endurance	250V, 3A, 15min	No arcing or burning

Operating Temperature: -40°C TO 85°C

Packaging: Bulk

SHENZHEN JINRUI ELECTRONIC MATERIAL CO.,LTD

6 F DISTRICT NO. 3000046 BLDG Hi-Tech SCIENCE &

INDUSTRY PARK SHANGKENG COMMUNITY GUANLAN STREET BAOAN SHENZHEN

TEL: 0755-26546327 26584158

FAX: 0755-26546562

Web Site: www.jkpptc.com

E-mail:customer@jkpptc.com

JK250-120M PPTC DEVICES

Part Number: Q/JKTD-250-120M

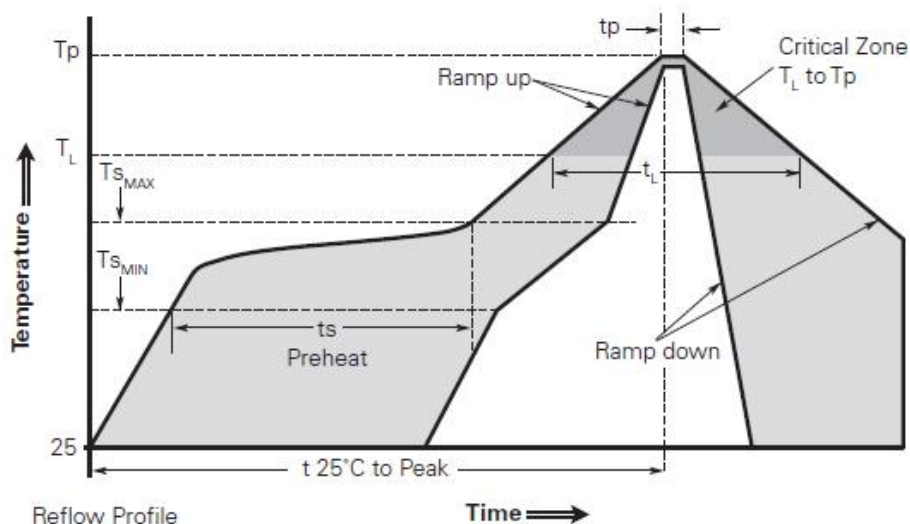
Edition: A2

Page No: 2 OF 3



金瑞电子材料
Jinrui Electronic material

Solder reflow conditions



Profile Feature	Pb-Free Assembly
Average ramp up rate (Ts_{MAX} to Tp)	3°C/second max.
Preheat	
• Temperature min. (Ts _{MIN})	150°C
• Temperature max. (Ts _{MAX})	200°C
• Time (ts _{MIN} to ts _{MAX})	60-120 seconds
Time maintained above:	
• Temperature (T _L)	217°C
• Time (t _L)	60-150 seconds
Peak/Classification temperature (Tp)	260°C
Time within 5°C of actual peak temperature	
Time (tp)	30 seconds max.
Ramp down rate	3°C/second max.
Time 25°C to peak temperature	8 minutes max.

Note: All temperatures refer to topside of the package, measured on the package body surface.

- Recommended reflow methods: IR, vapor phase oven, hot air oven, N2 environment for lead-free.
- Devices are not designed to be wave soldered to the bottom side of the board.
- Recommended maximum paste thickness is 0.25mm (0.010inch).
- Devices can be cleaned using standard industry methods and solvents.
- Soldering temperature profile meets RoHs leadfree process.

Notes: If reflow temperatures exceed the recommended profile, devices may not meet the performance requirements

SHENZHEN JINRUI ELECTRONIC MATERIAL CO.,LTD

6 F DISTRICT NO. 3000046 BLDG Hi-Tech SCIENCE &

INDUSTRY PARK SHANGKENG COMMUNITY GUANLAN STREET BAOAN SHENZHEN

TEL: 0755-26546327 26584158

FAX: 0755-26546562

Web Site: www.jkpptc.com

E-mail: customer@jkpptc.com

JK250-120M PPTC DEVICES

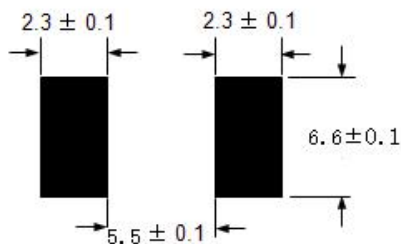
Part Number: Q/JKTD-250-120M

Edition: A2

Page No: 3 OF 3



金瑞电子材料
Jinrui Electronic material



Solder reflow conditions

Storage

The maximum ambient temperature shall not exceed 38 °C . Storage temperatures higher than 38 °C could result in the deformation of packaging materials. The maximum relative humidity recommended for storage is 60%. High humidity with high temperature can accelerate the oxidation of the solder plating on the termination and reduce the solderability of the components. Sealed plastic bags with desiccant shall be used to reduce the oxidation of the termination and shall only be opened prior to use. The products shall not be stored in areas where harmful gases containing sulfur or chlorine are present

WARNING

- Use PPTC beyond the maximum ratings or improper use may result in device damage and possible electrical arcing and flame.
- PPTC are intended for protection against occasional over current or over temperature fault conditions and should not be used when repeated fault conditions or prolonged trip events are anticipated.
- Device performance can be impacted negatively if devices are handled in a manner inconsistent with recommended electronic, thermal, and mechanical procedures for electronic components.
- Use PPTC with a large inductance in circuit will generate a circuit voltage ($L di/dt$) above the rated voltage of the PPTC.
- Avoid impact PPTC device its thermal expansion like placed under pressure or installed in limited space.
- Contamination of the PPTC material with certain silicon based oils or some aggressive solvents can adversely impact the performance of the devices.PPTC SMD can be cleaned by standard methods.
- Requests that customers comply with our recommended solder pad layouts and recommended reflow profile. Improper board layouts or reflow profile could negatively impact solderability performance of our devices.

SHENZHEN JINRUI ELECTRONIC MATERIAL CO.,LTD

6 F DISTRICT NO. 3000046 BLDG Hi-Tech SCIENCE &

INDUSTRY PARK SHANGKENG COMMUNITY GUANLAN STREET BAOAN SHENZHEN

TEL: 0755—26546327 26584158

FAX: 0755—26546562

Web Site: www.jkpptc.com

E-mail: customer@jkpptc.com